

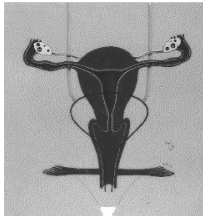


**NAACCR Central Registry
Webinar Series**

Shannon Vann, CTR
Jim Hofferkamp, CTR





**Female Reproductive System
Cancer Surveillance Data
Collection**





First Course Treatment

Female Reproductive System




	<p style="text-align: center;">First Course Treatment</p> <ul style="list-style-type: none">■ Intended to affect tumor by<ul style="list-style-type: none">◆ Modification◆ Control◆ Removal◆ Destruction■ Includes curative and palliative treatment <p style="text-align: right;"></p>
--	-------------------------------------------------------------------------------------------------------------------------------------------------------------------------------------------------------------------------------------------------------------------------------------------------------------------------------------------------------------------------------------------------------------------------------------------------

	<p style="text-align: center;">Surgical Procedure of Primary Site: Female Reproductive System Sites</p> <ul style="list-style-type: none">■ Site-specific codes<ul style="list-style-type: none">◆ Corpus uteri (C54.0 – C54.9, C55.9)<ul style="list-style-type: none">◆ FORDS pages 273 - 274◆ SEER Program Coding and Staging Manual 2004 pages C-511 - C-512◆ Ovary (C56.9)<ul style="list-style-type: none">◆ FORDS pages 275 - 276◆ SEER Program Coding and Staging Manual 2004 pages C-519 - C-520 <p style="text-align: right;"></p>
--	---------------------------------------------------------------------------------------------------------------------------------------------------------------------------------------------------------------------------------------------------------------------------------------------------------------------------------------------------------------------------------------------------------------------------------------------------------------------------------------------------------------------------------------------------------------------------------------------------------------------------------------------------------------------------------------------------------------------------

	<p style="text-align: center;">Surgical Procedure of Primary Site: Corpus Uteri; Ovary</p> <ul style="list-style-type: none">■ Code 00<ul style="list-style-type: none">◆ None; no surgery of primary site; autopsy only <p style="text-align: right;"></p>
--	-----------------------------------------------------------------------------------------------------------------------------------------------------------------------------------------------------------------------------------------------------------------------------------------------------------------------------------------------------------------------------------


Surgical Procedure of Primary Site: Corpus Uteri

- Code 19
 - ◆ Local tumor destruction or excision, NOS
 - ◆ Principally for cases diagnosed prior to 1/1/2003




Surgical Procedure of Primary Site: Corpus Uteri

- Codes 10 – 16
 - ◆ Local tumor destruction without pathology specimen
 - ◆ Code 10: NOS
 - ◆ Code 11: Photodynamic therapy (PDT)
 - ◆ Code 12: Electrocautery; fulguration
 - ◆ Code 13: Cryosurgery

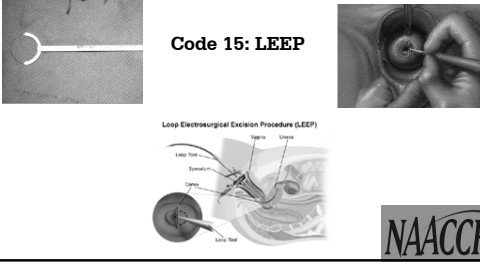


Surgical Procedure of Primary Site: Corpus Uteri

- Codes 10 – 16 (cont.)
 - ◆ Local tumor destruction without pathology specimen
 - ◆ Code 14: Laser
 - ◆ Photoablation
 - ◆ Photocoagulation
 - ◆ Code 15: Loop electrocautery/electrosurgical excision procedure (LEEP)
 - ◆ Code 16: Thermal ablation
 - ◆ Thermal balloon ablation
 - ◆ Radiofrequency thermal ablation




Surgical Procedure of Primary Site: Corpus Uteri




Code 15: LEEP

Loop Electrosurgical Excision Procedure (LEEP)




Surgical Procedure of Primary Site: Corpus Uteri

- **Codes 20 – 26**
 - ◆ Local tumor excision with pathology specimen
 - ◆ Code 20: NOS
 - ◆ Code 24: Excisional biopsy
 - ◆ Code 25: Polypectomy
 - ◆ Code 26: Myomectomy
 - ◆ Celiomyomectomy
 - ◆ Laparomyomectomy
 - ◆ Colpomyomectomy

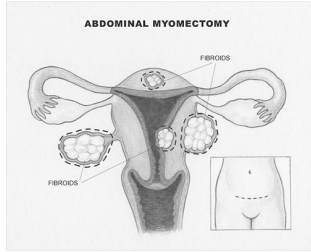


Surgical Procedure of Primary Site: Corpus Uteri

- **Codes 20 – 26 (continued)**
 - ◆ Any combination of 20 or 24-26 WITH
 - ◆ Code 21: Electrocautery
 - ◆ Code 22: Cryosurgery
 - ◆ Code 23: Laser ablation or excision



Surgical Procedure of Primary Site: Corpus Uteri



Code 26:
Myomectomy

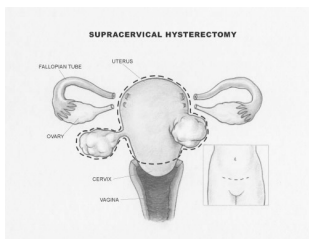


Surgical Procedure of Primary Site: Corpus Uteri

- Code 30 - 32
 - ◆ Subtotal hysterectomy
 - ◆ Code 30: WITH or WITHOUT removal of tubes and ovaries
 - ◆ Code 31: WITHOUT tubes and ovaries
 - ◆ Code 32: WITH tubes and ovaries



Surgical Procedure of Primary Site: Corpus Uteri




Code 31:
Subtotal
hysterectomy
w/o tubes &
ovaries

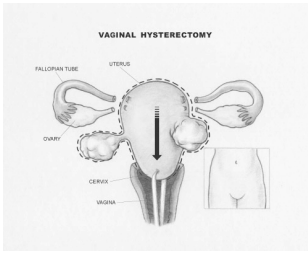


Surgical Procedure of Primary Site: Corpus Uteri


- Code 40
 - ◆ Total hysterectomy WITHOUT removal of tubes and ovaries
- Code 50
 - ◆ Total hysterectomy WITH removal of tubes and ovaries



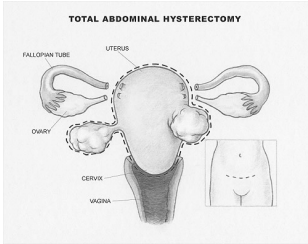
Surgical Procedure of Primary Site: Corpus Uteri




Code 40:
Total hysterectomy w/o tubes and ovaries



Surgical Procedure of Primary Site: Corpus Uteri




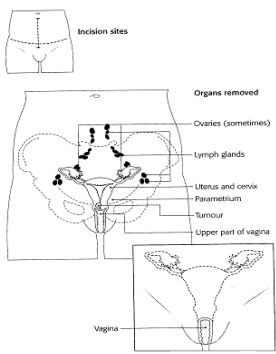
Code 40:
Total hysterectomy w/o tubes and ovaries



Surgical Procedure of Primary Site: Corpus Uteri


- **Code 60**
 - ◆ **Code 61: Modified radical hysterectomy**
 - ◆ Telinde operation
 - ◆ **Code 62: Extended hysterectomy**
 - ◆ **Code 63: Radical hysterectomy**
 - ◆ Wertheim procedure
 - ◆ Schauta operation
 - ◆ Type III hysterectomy
 - ◆ **Code 64: Extended radical hysterectomy**






Surgical Procedure of Primary Site: Corpus Uteri

Code 63: Radical hysterectomy




Surgical Procedure of Primary Site: Corpus Uteri

- **Code 65 - 67**
 - ◆ **Hysterectomy, NOS**
 - ◆ **Code 65: WITH or WITHOUT removal of tubes and ovaries**
 - ◆ **Code 66: WITHOUT removal of tubes and ovaries**
 - ◆ **Code 67: WITH removal of tubes and ovaries**




Surgical Procedure of Primary Site: Corpus Uteri

- Code 75 - 79
 - ◆ Pelvic exenteration
 - ◆ Code 75: NOS
 - ◆ Code 76: Anterior exenteration
 - ◆ Code 77: Posterior exenteration
 - ◆ Code 78: Total exenteration
 - ◆ Code 79: Extended exenteration




Surgical Procedure of Primary Site: Ovary

- Code 17
 - ◆ Local tumor destruction, NOS, without pathology specimen



Surgical Procedure of Primary Site: Ovary

- Code 25 - 28
 - ◆ Total removal of tumor or (single) ovary
 - ◆ Code 25: NOS
 - ◆ Code 26: Resection of ovary (wedge, subtotal, or partial) **ONLY**; unknown if hysterectomy was done
 - ◆ Code 27: **WITHOUT** hysterectomy
 - ◆ Code 28: **WITH** hysterectomy



Surgical Procedure of Primary Site: Ovary

- Codes 35 - 37
 - ◆ Unilateral (salpingo-)oophorectomy
 - ◆ Code 35: unknown if hysterectomy was done
 - ◆ Code 36: WITHOUT hysterectomy
 - ◆ Code 37: WITH hysterectomy



Surgical Procedure of Primary Site: Ovary



Code 37: USO with hysterectomy

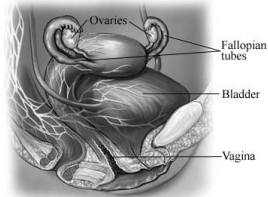


Surgical Procedure of Primary Site: Ovary

- Codes 50 - 52
 - ◆ Bilateral (salpingo-)oophorectomy
 - ◆ Code 50: unknown if hysterectomy was done
 - ◆ Code 51: WITHOUT hysterectomy
 - ◆ Code 52: WITH hysterectomy



Surgical Procedure of Primary Site: Ovary



Codes 50-52: BSO with or without hysterectomy



Surgical Procedure of Primary Site: Ovary

- Codes 55 - 57
 - ◆ Unilateral or bilateral (salpingo-) oophorectomy WITH OMENTECTOMY; partial or total
 - ◆ Code 55: unknown if hysterectomy was done
 - ◆ Code 56: WITHOUT hysterectomy
 - ◆ Code 57: WITH hysterectomy




Surgical Procedure of Primary Site: Ovary

- Code 60 - 63
 - ◆ Debulking; cytoreductive surgery
 - ◆ Tumor reduction surgery
 - ◆ Code 60: NOS
 - ◆ Code 61: WITH colon and/or small intestine resection
 - ◆ Code 62: WITH partial resection of urinary tract
 - ◆ Code 63: Combination of 61 and 62




Surgical Procedure of Primary Site: Ovary

- Code 70 - 74
 - ◆ Pelvic exenteration
 - ◆ Code 70: NOS
 - ◆ Code 71: Anterior exenteration
 - ◆ Code 72: Posterior exenteration
 - ◆ Code 73: Total exenteration
 - ◆ Code 74: Extended exenteration




Surgical Procedure of Primary Site: Ovary

- Code 80
 - ◆ (Salpingo-)oophorectomy, NOS




Surgical Procedure of Primary Site: Corpus Uteri; Ovary

- Code 90
 - ◆ Surgery, NOS
- Code 99
 - ◆ Unknown if surgery performed



Scope of Regional Lymph Node Surgery Codes*


Code	Label
0	None
1	Biopsy or aspiration of regional LNs, NOS
2	Sentinel LN biopsy
3	Number of regional LNs removed unknown
4	1-3 regional LNs removed
5	4 or more regional LNs removed
6	Sentinel biopsy and code 3, 4, or 5 at same time or timing not stated
7	Sentinel biopsy and code 3, 4, or 5 at different times
9	Unknown



*FORDS Page 138

Surgical Procedure/Other Site Codes*


Code	Label
0	None
1	Nonprimary surgical procedure performed
2	Nonprimary surgical procedure to other regional sites
3	Nonprimary surgical procedure to distant lymph nodes
4	Nonprimary surgical procedure to distant site
5	Combination of codes
9	Unknown



*FORDS Page 142


Radiation Therapy

- **Regional treatment modality (FORDS page 155)**
 - ◆ Type of regional radiation dose delivered to the primary volume (area) of interest
- **Boost treatment modality (FORDS page 159)**
 - ◆ Type of radiation provided to a smaller volume within the same volume as regional radiation




Regional Treatment Modality

- **Uterine body cancer**
 - ◆ **External beam radiation**
 - Codes 20 – 30: Orthovoltage, cobalt, photons, electrons, or neutrons
 - Code 31: Intensity modulated radiation therapy (IMRT)
 - Code 32: Conformal radiation




Regional Treatment Modality


- **Uterine body cancer**
 - ◆ **Brachytherapy**
 - Vaginal cylinder
 - Code 50: Brachytherapy, NOS
 - Codes 51: Low dose rate intracavitary brachytherapy
 - Code 52: High dose rate intracavitary brachytherapy





Regional Treatment Modality

- **Ovarian cancer**
 - ◆ **Intraperitoneal Phosphorus 32 (P-32)**
 - Code 60: Radioisotopes, NOS



	<h2>Chemotherapy</h2> <ul style="list-style-type: none">■ Uterine body cancer<ul style="list-style-type: none">◆ Systemic single and multi-agent<ul style="list-style-type: none">◆ Doxorubicin◆ Doxorubicin, cisplatin, paclitaxel■ Ovarian cancer<ul style="list-style-type: none">◆ Intraperitoneal single and multi-agent<ul style="list-style-type: none">◆ Cisplatin◆ Cisplatin, paclitaxel◆ Systemic single and multi-agent<ul style="list-style-type: none">◆ Cisplatin◆ Cisplatin or carboplatin and paclitaxel 
--	---------------------------------------------------------------------------------------------------------------------------------------------------------------------------------------------------------------------------------------------------------------------------------------------------------------------------------------------------------------------------------------------------------------------------------------------------------------------------------------------------------------------------------------------------------------------------------------------------------------------------------------------------------------------------------------------------------------------------------------------

	<h2>Hormone Therapy</h2> <ul style="list-style-type: none">■ Uterine body cancer<ul style="list-style-type: none">◆ Progestational agents<ul style="list-style-type: none">◆ Hydroxyprogesterone, medroxyprogesterone, megestrol◆ Antiestrogens<ul style="list-style-type: none">◆ Tamoxifen■ Ovarian cancer<ul style="list-style-type: none">◆ Antiestrogens<ul style="list-style-type: none">◆ Tamoxifen 
--	------------------------------------------------------------------------------------------------------------------------------------------------------------------------------------------------------------------------------------------------------------------------------------------------------------------------------------------------------------------------------------------------------------------------------------------------------------------------------------------------------------------------------------------------------------------------------------------------------

	<h2>Immunotherapy</h2> <ul style="list-style-type: none">■ Ovarian cancer<ul style="list-style-type: none">◆ Intraperitoneal radioimmunoconjugates◆ Gene therapy 
--	-------------------------------------------------------------------------------------------------------------------------------------------------------------------------------------------------------------------------------------------------------------------------------------------
