

State of Alaska
Department of Health & Human Services
Division of Behavioral Health



Bring the Kids Home
Diversionary Summary
Fourth Quarter FY 08

Prepared by Shannon Deike-Sims & Reta Sullivan
February 2009

Introduction

The Diversion Data Base is a record of demographic, clinical, and behavioral information about youth referred to inpatient psychiatric facilities (psychiatric hospitals and residential psychiatric treatment centers). The database assists the utilization review staff in performing the gate keeping function as identified in the Bring the Kids Home Initiative by providing data that identifies behavioral health treatment needs and gaps in service.

During the fourth quarter of FY08 (April 2009– June 2009) there were 369 total placements, for 298 clients, to acute care and RPTC facilities. Fifty-three youth had more than one placement to acute care facilities. Four of the 53 youth were placed into in-state-RPTC's for their first placement in the 4th quarter.

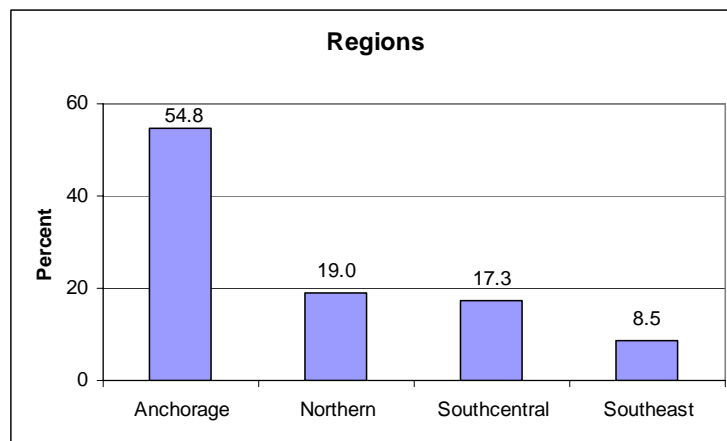
This report represents the latest disposition of youth in the 4th quarter (n=298). Therefore if a youth had multiple placements during the 4th quarter only the last placement is reflected.

Fourth Quarter: n = 298

Four regions were created to represent the State in this report: Anchorage, Northern, Southcentral, and Southeast regions. Anchorage numbers are represented separately from Southcentral region since it had the highest referrals to acute care and RPTC facilities.

Table 1

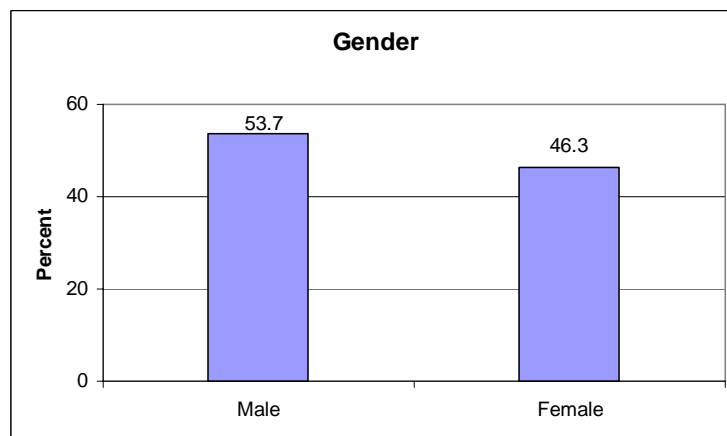
Region	Client Count	%
Anchorage	161	54.8
Northern	56	19.0
Southcentral	51	17.3
Southeast	25	8.5
Missing	5	



There is similar number of males and females referred to acute care and RPTC treatment facilities.

Table 2

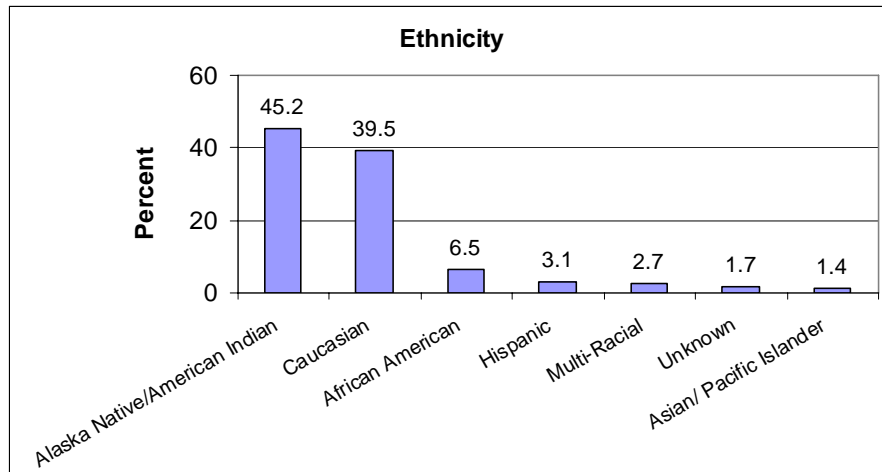
Gender	Client Count	%
Male	160	53.7
Female	138	46.3



There are more Alaska Natives/American Indians referred to acute care and RTPC facilities than any other ethnic group.

Table 3

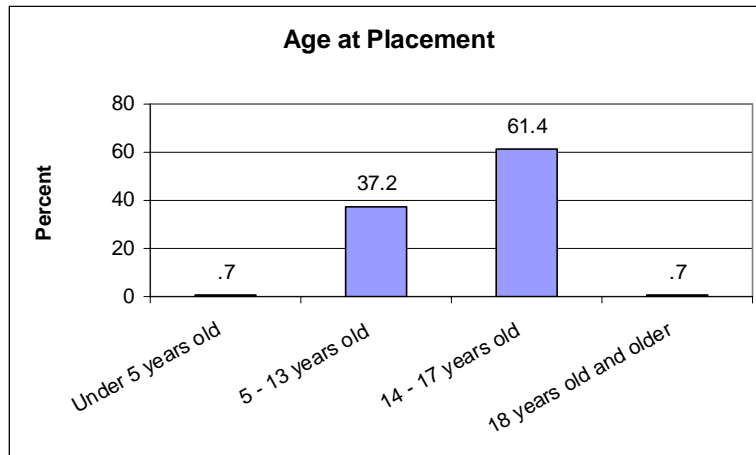
Ethnicity	Client Count	%
Alaska Native/American Indian	133	45.2
Caucasian	116	39.5
African American	19	6.5
Hispanic	9	3.1
Multi-Racial	8	2.7
Unknown	5	1.7
Asian/ Pacific Islander	4	1.4
Missing	4	



Fourteen to seventeen year old age group represents the largest number of youth referred to acute care and RPTC facilities.

Table 4

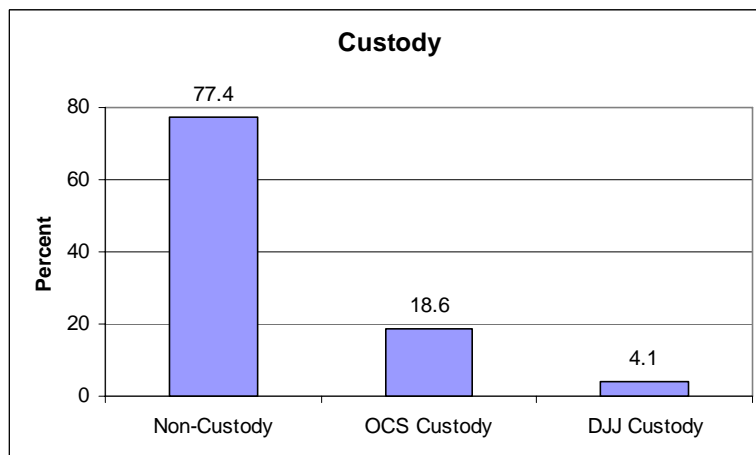
Age at Placement	Client Count	%
Under 5 years old	2	.7
5 - 13 years old	111	37.2
14 - 17 years old	183	61.4
18 years old and older	2	.7



There are more non-custody youth referred to acute care and RPTC facilities than custody youth (OCS & DJJ).

Table 5

Custody	Client Count	%
Non-Custody	229	77.4
OCS Custody	55	18.6
DJJ Custody	12	4.1
Missing	2	



There are many reasons youth are referred to acute care and RPTC facilities but aggression to others and self sits at the top with nearly 39 percent of the youth having this behavioral trait. Suicidal ideations/attempts is the next largest reason for referral with 35 percent of youth having this behavioral trait.

Table 6

Primary Reasons for Referral	Client Count	%
Suicidal Ideation/Attempts	104	35.1
Aggression to Others	67	22.6
Aggression to Self and Others	48	16.2
Other High Risk Behavior	26	8.8
Psychotic Symptoms	15	5.1
Homicidal Ideation/Attempts	11	3.7
Sexual Acting Out	10	3.4
Dual Dx	7	2.4
Self Mutilating	6	2.0
Requires Locked Facility	5	1.7
Sexually Reactive Behaviors	1	.3
Eating Disorder	1	.3
Missing	2	

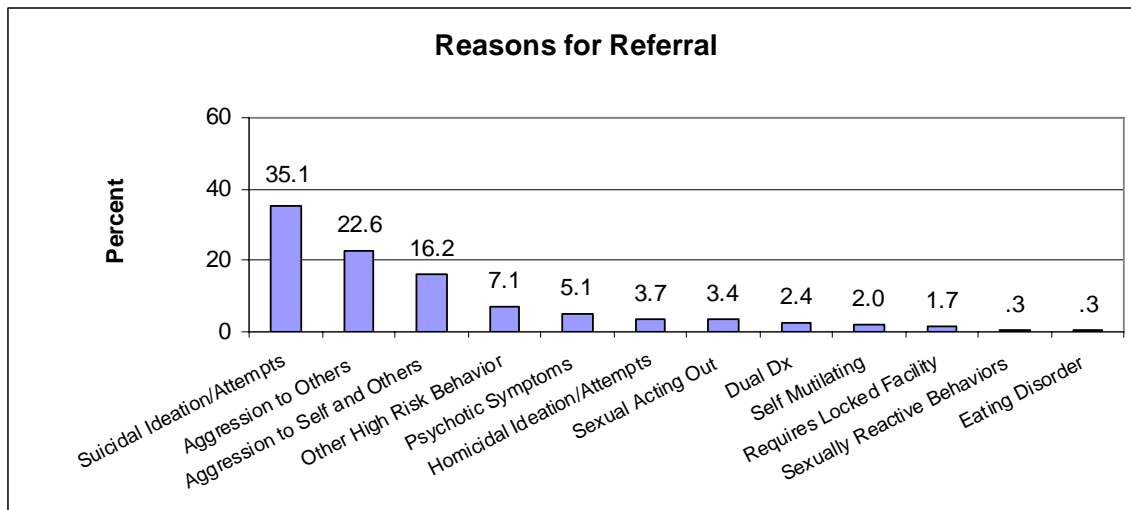
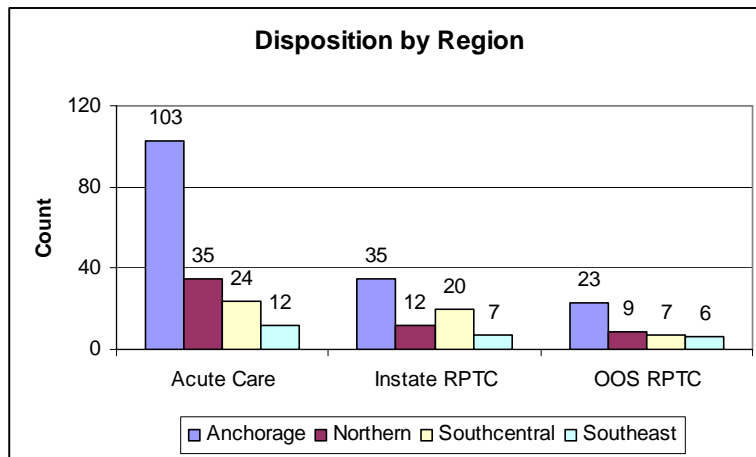


Table 7

Region	Disposition			
	Acute Care	Instate RPTC	OOS RPTC	Total
Anchorage	103	35	23	161
Northern	35	12	9	56
Southcentral	24	20	7	51
Southeast	12	7	6	25
Missing				5



Out-of-state RPTC placements are about equal for males and females.

Table 8

Gender	Disposition			
	Acute Care	Instate RPTC	OOS RPTC	Total
Male	94	42	24	160
Female	82	33	23	138

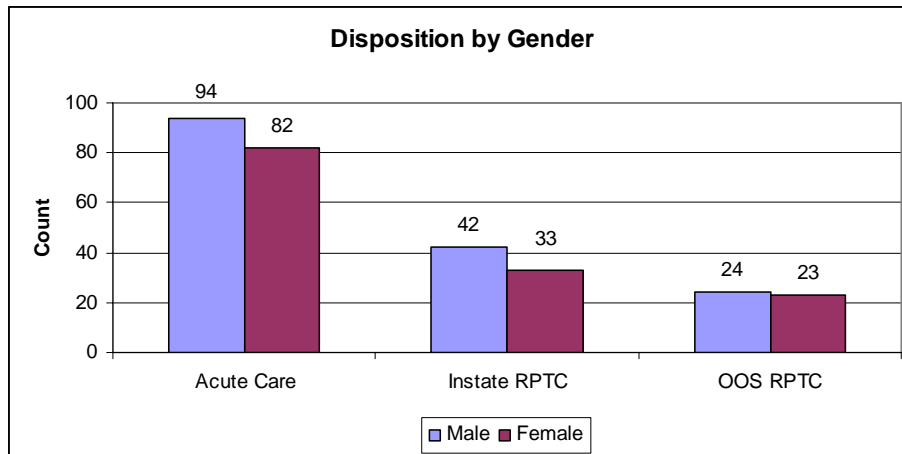


Table 9

Ethnicity	Disposition			
	Acute Care	Instate RPTC	OOS RPTC	Total
Alaska Native/American Indian	81	32	20	133
Caucasian	66	32	18	116
African American	11	4	4	19
Hispanic	7	2	0	9
Multi-Racial	6	2	0	8
Unknown	0	2	3	5
Asian/ Pacific Islander	4	0	0	4
Missing				4

Table 10

Age at Placement	Disposition			
	Acute Care	Instate RPTC	OOS RPTC	Total
Under 5 years old	1	0	1	2
5 - 13 years old	78	21	12	111
14 - 17 years old	95	54	34	183
18 years old and older	2	0	0	2

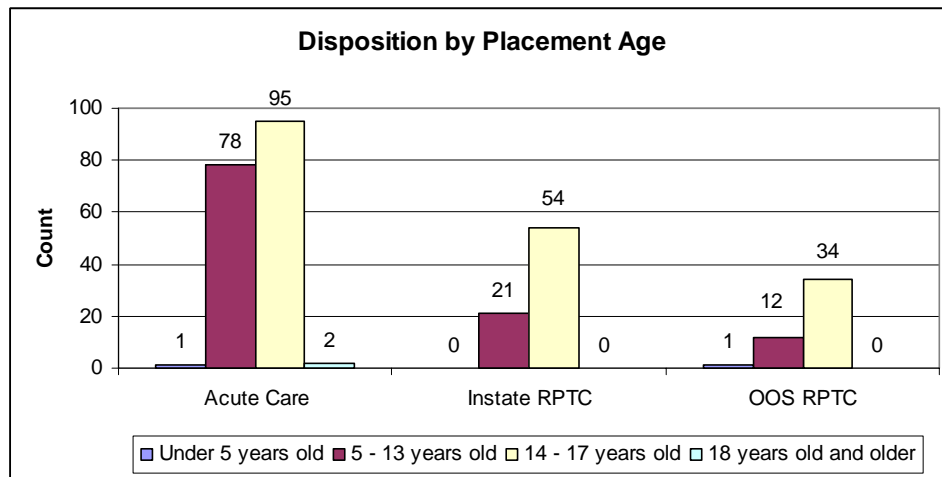
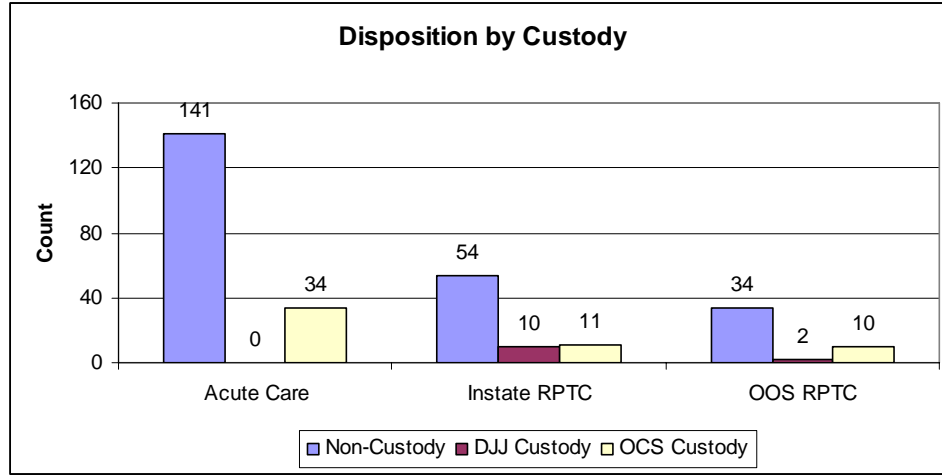


Table 11

Custody	Disposition			
	Acute Care	Instate RPTC	OOS RPTC	Total
Non-Custody	141	54	34	229
DJJ Custody	0	10	2	12
OCS Custody	34	11	10	55
Missing				2



Out of a total 298 unduplicated placements there were 47 out-of-state RPTC placements to compared 75 in-state RPTC placements and 176 acute care placements.

Table 12

Agency Types Referred Clients to Acute Care & RPTC Facilities	Disposition			
	Acute Care	Instate RPTC	OOS RPTC	Total
Acute Care	49	52	19	120
Parent	50	2	2	54
OCS	18	2	5	25
Instate RPTC	11	4	8	23
Private Clinic	11	4	5	20
Law Enforcement	15	0	1	16
DJJ	1	10	0	11
Behavioral Rehabilitation Services	6	1	2	9
Community Behavioral Health Center	5	0	3	8
School	3	0	0	3
RPTC OOS	1	0	1	2
Emergency Room	2	0	0	2
Other	2	0	0	2
Family Member NOT a Parent	1	0	0	1
Missing	1		1	2

Out of a total 298 unduplicated placements out of the 47 out-of-state RPTC placements 24 of them were referred due to aggression to self & others and 10 are due to suicidal ideation/attempts.

Table 13

Primary Reason for Referral	Disposition			
	Acute Care	Instate RPTC	OOS RPTC	Total
Suicidal Ideation/Attempts	68	26	10	104
Aggression to Others	49	7	11	67
Aggression to Self and Others	16	19	13	48
Other High Risk Behaviors	15	5	6	26
Psychotic Symptoms	13	2	0	15
Homicidal Ideation/Attempts	9	1	1	11
Sexual Acting Out	1	9	0	10
Dual Diagnosis	1	4	2	7
Self Mutilating	4	2	0	6
Sexually Reactive Behaviors	0	0	1	1
Eating Disorder	0	0	1	1
Missing				2
	176	75	46	298